




# BRASS PUSH-ON FITTINGS

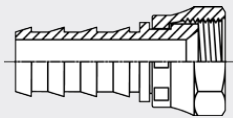


Our brass push-on hose fittings allow you to quickly and easily connect push-on hose to a variety of threaded connections, without using clamps or ferrules. Available in sizes for 1/4"-1" hose, we offer adapters for NPT, JIC and SAE threads as well as hose-to-hose adapters. If you need a custom fitting, our engineered solutions team will create and manufacture something tailored to your specific needs.

Visit us at [brennaninc.com](http://brennaninc.com) or give us a call at 800.331.1523

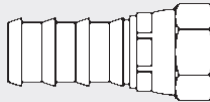
# BRASS PUSH-ON HOSE FITTINGS

(PL = Push Lock)



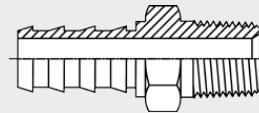
**2111**  
PL-FJS Straight

BRASS



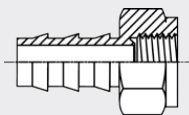
**2112**  
PL-FSAES Straight

BRASS



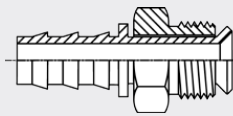
**2113**  
PL-MP Straight

BRASS



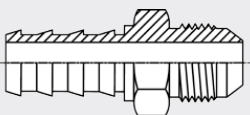
**2114**  
PL-FIF Straight

BRASS



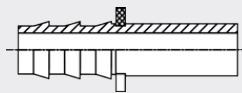
**2115**  
PL-MIFS Straight

BRASS



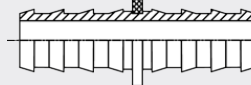
**2116**  
PL-MSAE Straight

BRASS



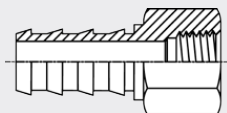
**2117**  
PL-Stem Straight

BRASS



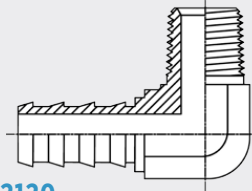
**2118**  
PL-PL Straight

BRASS



**2119**  
PL-FP Straight

BRASS



**2120**  
PL-MP 90° Elbow